

Information

always your partner

TECO[®]Fast Aspergillus IgG




Antibody Lateral Flow Assay

For rapid diagnosis of chronic cavitary pulmonary aspergillosis (CCPA) and allergic bronchopulmonary aspergillosis (ABPA)

- Fluorescence-based lateral flow assay designed for readout via reader
- Semiquantitative assay; calculation of concentration value in AU/mL
- Validated for serum samples
- Time to result: 15 minutes after diluting the sample
- Clinical sensitivity: 88.9% (n = 143)
- Clinical specificity: 91.3% (n = 143)
- Limit of detection: 14 AU/mL, cut-off value of 135 AU/mL

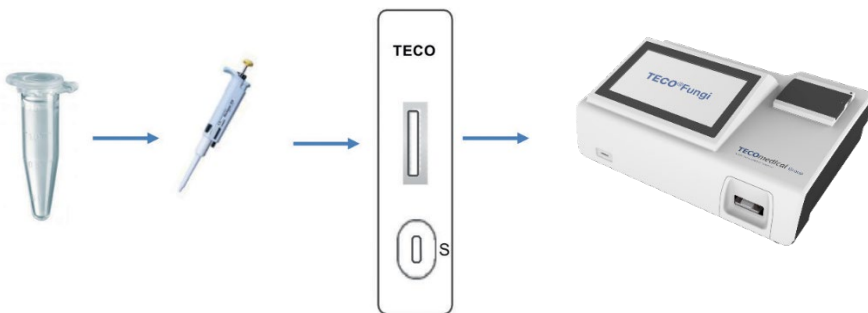


TECO®Fast Aspergillus IgG Antibody LFA – Sample Preparation



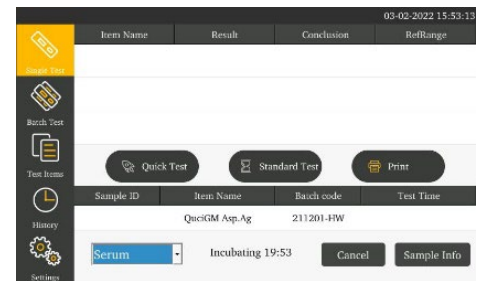
Mix serum sample 1:200 with Dilution Buffer and vortex for 10 seconds

TECO®Fast Aspergillus IgG Antibody LFA – Assay Procedure



Add 100 µL of diluted serum to the sample well of the test cassette

Insert the test cassette into the analyzer



Result available in 15 min via:

- printer
- USB (.xls file)
- LIS
- internal memory

TECO®Fast Aspergillus IgG Antibody Assay Catalogue No.: TE 1070

Für weitere Informationen wenden Sie sich bitte an:
For further information please contact:
Pour plus d'information, veuillez contacter:

www.tecomedical.com

A EUROBIO SCIENTIFIC COMPANY

Switzerland / Headquarters
TECO medical AG
Gewerbstrasse 10
4450 Sissach
Phone +41 61 985 81 00
Fax +41 61 985 81 09
Mail info@tecomedical.com

Germany
TECO medical GmbH
Wasserbreite 57
32257 Bünde
Phone +49 52 23 985 99 99
Fax +49 52 23 985 99 98
Mail info@tecomedical.com

Austria
TECO medical AG
Phone 0800 20 40 66
Fax 0800 20 40 55
Mail info@tecomedical.com

